


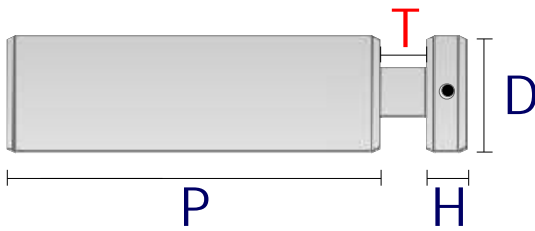


## Sign Supports/ Display fixings



# Coloured sign support range

High strength aluminium alloy fixings anodised in a range of colours and finishes



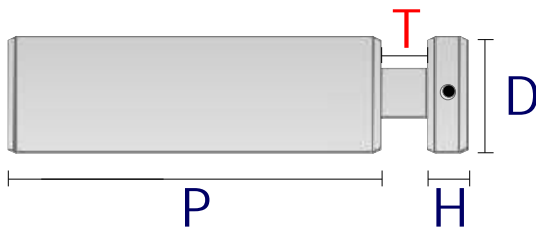
Part Numbers (colour code adds onto the main part prefix)	Measurements in mm				
	Dimensions			Panel thickness	
	H	D	P	Min.	Max.
FH-12-15-AL- ... BK WT GR RD BL GN YL GD	6.7	12	15	2.5	6.5
FH-12-20-AL- ... BK WT GR RD BL GN YL GD	6.7	12	20	2.5	9.5
FH-12-25-AL- ... BK WT GR RD BL GN YL GD	6.7	12	25	2.5	12.5
FH-12-50-AL- ... BK WT GR RD BL GN YL GD	6.7	12	50	2.5	19
FH-19-15-AL- ... BK WT GR RD BL GN YL GD	6.7	19	15	2.5	6.5
FH-19-20-AL- ... BK WT GR RD BL GN YL GD	6.7	19	20	2.5	9.5
FH-19-25-AL- ... BK WT GR RD BL GN YL GD	6.7	19	25	2.5	12.5
FH-19-50-AL- ... BK WT GR RD BL GN YL GD	6.7	19	50	2.5	19
FH-19-75-AL- ... BK WT GR RD BL GN YL GD	6.7	19	75	2.5	19
FH-19-100-AL- ... BK WT GR RD BL GN YL GD	6.7	19	100	2.5	19
FH-19-150-AL- ... BK WT GR RD BL GN YL GD	6.7	19	150	2.5	19
FH-19-200-AL- ... BK WT GR RD BL GN YL GD	6.7	19	200	2.5	19
FH-25-20-AL- ... BK WT GR RD BL GN YL GD	9.7	25	20	2.5	9.5
FH-25-25-AL- ... BK WT GR RD BL GN YL GD	9.7	25	25	2.5	12.5
FH-25-50-AL- ... BK WT GR RD BL GN YL GD	9.7	25	50	2.5	19
FH-25-75-AL- ... BK WT GR RD BL GN YL GD	9.7	25	75	2.5	19
FH-25-100-AL- ... BK WT GR RD BL GN YL GD	9.7	25	100	2.5	19
FH-25-150-AL- ... BK WT GR RD BL GN YL GD	9.7	25	150	2.5	19
FH-25-200-AL- ... BK WT GR RD BL GN YL GD	9.7	25	200	2.5	19
FH-30-20-AL- ... BK WT GR RD BL GN YL GD	9.7	30	20	2.5	9.5
FH-30-25-AL- ... BK WT GR RD BL GN YL GD	9.7	30	25	2.5	12.5
FH-30-50-AL- ... BK WT GR RD BL GN YL GD	9.7	30	50	2.5	19
FH-30-75-AL- ... BK WT GR RD BL GN YL GD	9.7	30	75	2.5	19
FH-30-100-AL- ... BK WT GR RD BL GN YL GD	9.7	30	100	2.5	19
FH-30-150-AL- ... BK WT GR RD BL GN YL GD	9.7	30	150	2.5	19
FH-30-200-AL- ... BK WT GR RD BL GN YL GD	9.7	30	200	2.5	19
FH-35-20-AL- ... BK WT GR RD BL GN YL GD	14.2	35	20	2.5	9.5
FH-35-25-AL- ... BK WT GR RD BL GN YL GD	14.2	35	25	2.5	12.5
FH-35-50-AL- ... BK WT GR RD BL GN YL GD	14.2	35	50	2.5	19
FH-35-75-AL- ... BK WT GR RD BL GN YL GD	14.2	35	75	2.5	19
FH-35-100-AL- ... BK WT GR RD BL GN YL GD	14.2	35	100	2.5	19
FH-35-150-AL- ... BK WT GR RD BL GN YL GD	14.2	35	150	2.5	19
FH-35-200-AL- ... BK WT GR RD BL GN YL GD	14.2	35	200	2.5	19
FH-50-20-AL- ... BK WT GR RD BL GN YL GD	14.2	50	20	2.5	9.5
FH-50-25-AL- ... BK WT GR RD BL GN YL GD	14.2	50	25	2.5	12.5
FH-50-50-AL- ... BK WT GR RD BL GN YL GD	14.2	50	50	2.5	19
FH-50-75-AL- ... BK WT GR RD BL GN YL GD	14.2	50	75	2.5	19
FH-50-100-AL- ... BK WT GR RD BL GN YL GD	14.2	50	100	2.5	19
FH-50-150-AL- ... BK WT GR RD BL GN YL GD	14.2	50	150	2.5	19
FH-50-200-AL- ... BK WT GR RD BL GN YL GD	14.2	50	200	2.5	19

Finish Code			
BK - Black Anodized	GR - Gray Anodized	BL - Blue Anodized	YL - Yellow Anodized
WT - Original Anodized	RD - Red Anodized	GN - Green Anodized	GD - Gold Anodized

# Stainless Steel sign support range

Marine grade Stainless Steel sign supports in Mirror or Satin finishes.



Part Numbers			Measurements in mm				
			Dimensions			Panel thickness	
			H	D	P	Min.	Max.
FM-12-15-SS-...	...CD	...MR	5	12	15	2.5	6.5
FM-12-20-SS-...	...CD	...MR	5	12	20	2.5	9.5
FM-12-25-SS-...	...CD	...MR	5	12	25	2.5	12.5
FM-12-50-SS-...	...CD	...MR	5	12	50	2.5	19
FM-19-15-SS-...	...CD	...MR	5	19	15	2.5	6.5
FM-19-20-SS-...	...CD	...MR	5	19	20	2.5	9.5
FM-19-25-SS-...	...CD	...MR	5	19	25	2.5	12.5
FM-19-50-SS-...	...CD	...MR	5	19	50	2.5	19
FM-19-75-SS-...	...CD	...MR	5	19	75	2.5	19
FM-19-100-SS-...	...CD	...MR	5	19	100	2.5	19
FM-19-150-SS-...	...CD	...MR	5	19	150	2.5	19
FM-19-200-SS-...	...CD	...MR	5	19	200	2.5	19
FM-25-20-SS-...	...CD	...MR	7	25	20	2.5	9.5
FM-25-25-SS-...	...CD	...MR	7	25	25	2.5	12.5
FM-25-50-SS-...	...CD	...MR	7	25	50	2.5	19
FM-25-75-SS-...	...CD	...MR	7	25	75	2.5	19
FM-25-100-SS-...	...CD	...MR	7	25	100	2.5	19
FM-25-150-SS-...	...CD	...MR	7	25	150	2.5	19
FM-25-200-SS-...	...CD	...MR	7	25	200	2.5	19
FM-30-20-SS-...	...CD	...MR	7	30	20	2.5	9.5
FM-30-25-SS-...	...CD	...MR	7	30	25	2.5	12.5
FM-30-50-SS-...	...CD	...MR	7	30	50	2.5	19
FM-30-75-SS-...	...CD	...MR	7	30	75	2.5	19
FM-30-100-SS-...	...CD	...MR	7	30	100	2.5	19
FM-30-150-SS-...	...CD	...MR	7	30	150	2.5	19
FM-30-200-SS-...	...CD	...MR	7	30	200	2.5	19
FM-35-20-SS-...	...CD	...MR	10	35	20	2.5	9.5
FM-35-25-SS-...	...CD	...MR	10	35	25	2.5	12.5
FM-35-50-SS-...	...CD	...MR	10	35	50	2.5	19
FM-35-75-SS-...	...CD	...MR	10	35	75	2.5	19
FM-35-100-SS-...	...CD	...MR	10	35	100	2.5	19
FM-35-150-SS-...	...CD	...MR	10	35	150	2.5	19
FM-35-200-SS-...	...CD	...MR	10	35	200	2.5	19
FM-50-20-SS-...	...CD	...MR	10	50	20	2.5	9.5
FM-50-25-SS-...	...CD	...MR	10	50	25	2.5	12.5
FM-50-50-SS-...	...CD	...MR	10	50	50	2.5	19
FM-50-75-SS-...	...CD	...MR	10	50	75	2.5	19
FM-50-100-SS-...	...CD	...MR	10	50	100	2.5	19
FM-50-150-SS-...	...CD	...MR	10	50	150	2.5	19
FM-50-200-SS-...	...CD	...MR	10	50	200	2.5	19

Finish Code  
CD - Satin  
MR - Mirror-Polished



## Stainless Steel flat screw caps

Marine grade Stainless Steel cap fixings in Mirror or Satin finishes

Part Number Designation

CFM — 12 — SS — MR

Type — Head Diameter — Material — Finish

Part Number		Metric / (mm)	
		Fixing Dimension	
		H	D
CFM-12-SS---	-- CD -- MR	6.7	12
CFM-19-SS---	-- CD -- MR	6.7	19
CFM-25-SS---	-- CD -- MR	7	25
CFM-30-SS---	-- CD -- MR	7	30
CFM-35-SS---	-- CD -- MR	10	35
CFM-50-SS---	-- CD -- MR	10	50

Finish Code  
CD - Satin  
MR - Mirror-Polished



## Bevelled Stainless Steel screw caps

Marine grade Stainless Steel in Satin finish.

Part Number Designation

CTM — 35 — SS — CD

Type — Head Diameter — Material — Finish

Part Number		Metric / (mm)	
		Fixing Dimension	
		H	D
CTM-35-SS-CD		10	35
CTM-50-SS-CD		15	50

Finish Code  
CD - Satin



## Coloured screw caps

High strength aluminium alloy fixings anodised in a range of colours and finishes



**Part Number Designation**

CFH — 12 — AL — BK

Type — Head Diameter — Material — Finish


Part Number	Metric / (mm)	
	H	D
CFH-12-AL-...-BK-WT-GR-RD-BL-GN-YL-GD	6.7	12
CFH-19-AL-...-BK-WT-GR-RD-BL-GN-YL-GD	6.7	19
CFH-25-AL-...-BK-WT-GR-RD-BL-GN-YL-GD	9.7	25
CFH-30-AL-...-BK-WT-GR-RD-BL-GN-YL-GD	9.7	30
CFH-35-AL-...-BK-WT-GR-RD-BL-GN-YL-GD	14.2	35
CFH-50-AL-...-BK-WT-GR-RD-BL-GN-YL-GD	14.2	50

**Finish Code**  
 BK - Black Anodized    GR - Gray Anodized    BL - Blue Anodized    YL - Yellow Anodized  
 WT - Original Anodized    RD - Red Anodized    GN - Green Anodized    GD - Gold Anodized

## Universal features

All our sign supports and cap fixing share the same quality features;

- A** Precision shoulder to locate washers
- B** Protective, self locking silicone cushion washers
- C** Ultra fine, ultra precise thread pattern (complies to JIS B 0252-1996)



## Retail ready packs

All fixings supplied in retail ready blister packs. Included with the fixings are the wall plugs and correctly sized screws needed to use our fixings.

Locking hex key included

Comprehensive usage instructions printed on rear of each pack.

